


Shenzhen King Visionled Optoelectronics Co., LTD

Add:3 floor 4th Block,Xili Baiwang 2nd Industry Park, Songbai Road ,Nan Shan District,Shenzhen
website: kingvisionled.com/ www.outdoor-lesdscreen.com
mob:+8613417441954, Email:ruby@kingvisionled.com

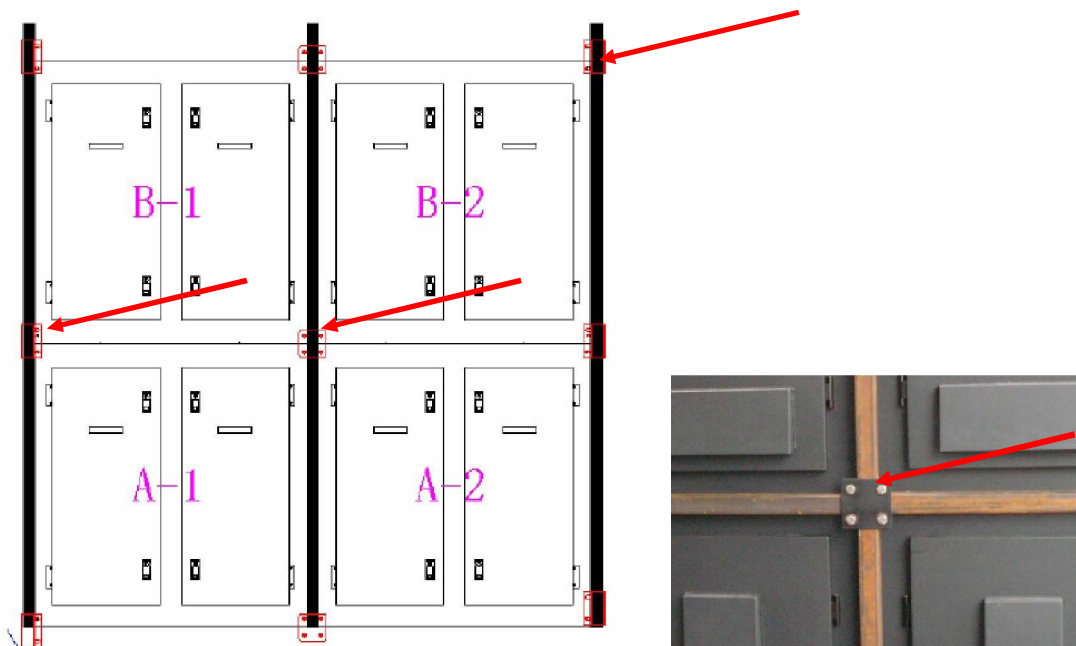
Engineering Installation Reference Guidance

Firstly, prepare all the necessity tools for display installation: 40# square steels (See also 1), steel framework (See also 2), iron board (See also 3) screws (See also 4) etc;



Second, consisting all the LED cabinets together and using screws and plates strengthening cabinets one by one.

See also:



Third, Knowing different way of installation

See also:



1. Wall Mounted LED display



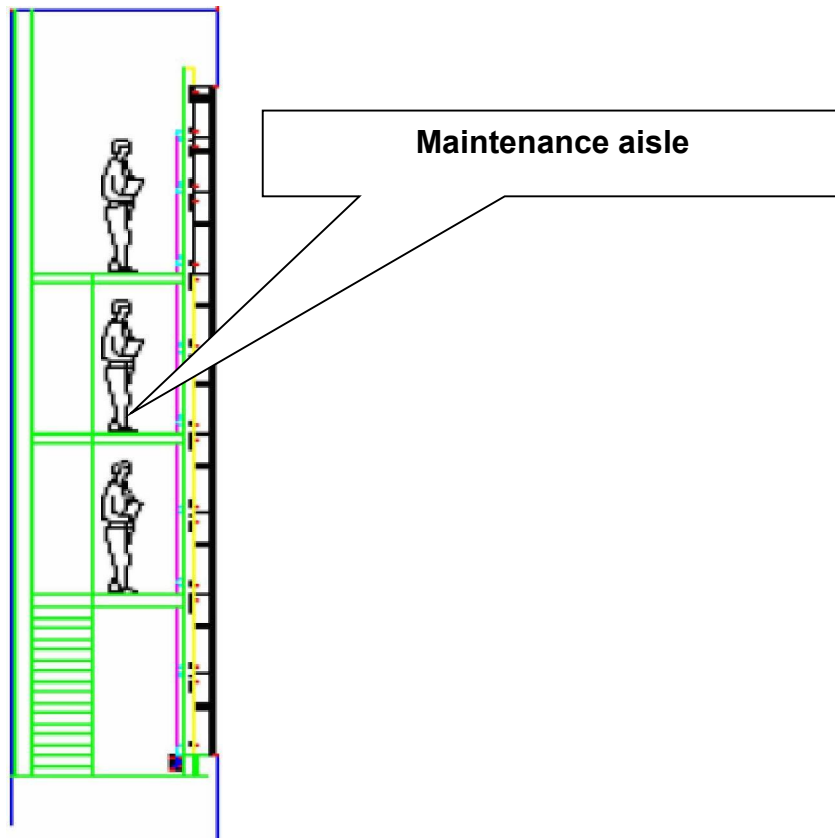
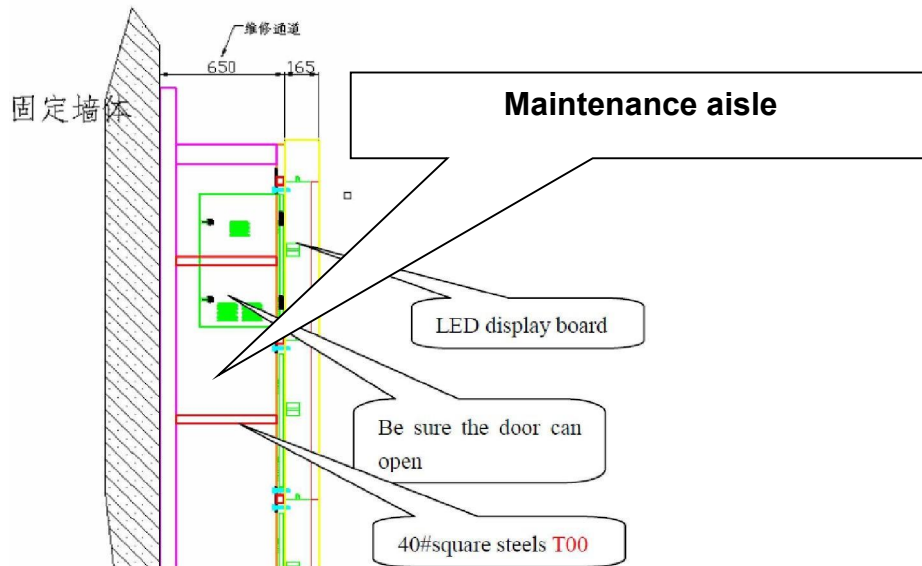
2. Double Standing Pole LED Screen



2. Single Standing Pole LED Display

Fifth, maintenance aisle


Maintenance aisle must be required in any installation ways.



Sixth, covering external framework

For its beauty, covering external framework with 20-50mm thin iron

See also:



Seventh, power connecting and cyber cable connecting, please refer to “Eachinled LED Screen Operation Manual”